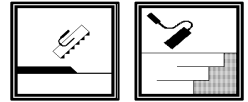


Technical Data Sheet

Art.-No. 43.90.620 Stand: 01.07.2011 Page 1 of 4



SYSTOPP® Floorguard EP 1

Hard, 2-component epoxy resin coating compound

Application area

SYSTOPP® Floorguard EP is a hard 2-component epoxy resin coating compound for smoothing, coating and sealing of concrete or cement screed in combination with SYSTOPP® Floorprimer EP in indoor areas.

Application area

Indoor areas.
Industrial, commercial and public buildings
Production facilities, warehouses, research laboratories, parking garages etc

Properties

Solvent free:	low odor
Low viscosity:	excellent filler
Nonyl phenol free:	easy to apply
Plasticizer-free:	structurally stable
Very UV-resistant:	low yellowing
Crystallization free:	universally applicable
Self-ventilating:	safe to work with
Slow to react:	long processing maturity

Technical specifications

Density:	at 20° C	approx. 1.5 kg/l
Viscosity:	at 20° C	approx. 2100 mPas
Processing time:	at 20° C	approx. 35 minutes
Mixing ratio:	4 plus 1	Resin plus hardener according to weight
Volume of solid material:	approx. 100%	

Colors

Stone grey 7030, pebble grey 7032, concrete grey 7023, more colors upon request.
Due to the availability of raw materials and production conditions slight variations in the colors are possible from batch to batch.
Additional colors are available upon request.

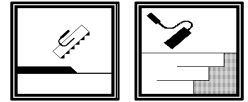
Material data

Hardness:	according to DIN 53505	approx. 75 Shore D
Walkable:	at 20° C	after 1 day
Loadable:	at 20° C	after 3 days
Hardened:	at 20° C	after 7 days
Ready for finishing:	at 20° C	within 24h

Base

The base must be dry, hard, and stable. Dust, grease, oil, or other bond weakening contamination must be removed by taking appropriate action such as cleaning, sandblasting, or grinding. The adhesive strength of the surface must not fall below 1.5 N/mm². The possibility of ascending humidity must be eliminated.

Knopp GmbH
Adolf-Oesterheld-Str. 1 | D-97337 Dettelbach
Tel.: +49 9324/9199-0 | Fax: +49 9324/9199-66
E-Mail: info@knopp-chemie.com | Internet: www.knopp-chemie.com



Technical Data Sheet

Art.-No. 43.90.620 Stand: 01.07.2011 Page 2 of 4

SYSTOPP® FLOORGUARD EP 1

Hard, 2-component epoxy resin coating compound

Object data

Dew displacement:	minimum 3 K above	
Substrate moisture:	maximum 3 %	
Relative humidity:	maximum 65 %	
Substrate temperature:	minimum 8° C	maximum 25° C
Ambient temperature:	minimum 10° C	maximum 30° C
Material temperature:	minimum 10° C	maximum 25° C

Mixing

SYSTOPP® Floorguard EP is delivered in systematized containers. Shortly before application the hardener is added to the resin component and thoroughly mixed with a slow moving agitator for at least 3 minutes. Thereafter the mixture is poured into a clean bucket and stirred again briefly.

Processing

For application as coating:

SYSTOPP® Floorguard EP apply after mixing and adding quartz sand or quartz powder at the desired thickness on to the substrate using a trowel with suitable toothed edge.

For application as sealant:

SYSTOPP® Floorguard EP is applied evenly after mixing in cross-coats on to the substrate being sealed using a lint free velour spreader or a trowel (with or without toothed edge).

Usage

For application as coating:

Example 1: approx. 1.45 kg/m²/mm unfilled material

Example 2: approx. 1.35 kg/m²/mm at a mixing ratio of 1 part ready mixed SYSTOPP® Floorquard EP plus 0.2 part by weight quartz sand.

Example 3: approx. 1.20 kg/m²/mm at a mixing ratio of 1 part ready mixed SYSTOPP® Floorquard EP plus 0.4 part by weight quartz sand.

Recommended quartz sand: Quartz sand 0,1 - 0,5 mm.

As primer use SYSTOPP® Floorprimer EP with approx. 0,5 kg/m².

Specifications may vary accoring to base textures.

For application as sealant:

Example: approx. 0.5 – 0.8 kg/m². One work cycle is normally sufficient.

As primer use SYSTOPP® Floorprimer EP with approx. 0,5 kg/m².

Specifications may vary accoring to base textures.

Knopp GmbH

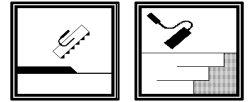
Adolf-Oesterheld-Str. 1 | D-97337 Dettelbach

Tel.: +49 9324/9199-0 | Fax: +49 9324/9199-66

E-Mail: info@knopp-chemie.com | Internet: www.knopp-chemie.com

Technical Data Sheet

Art.-No. 43.90.620 Stand: 01.07.2011 Page 3 of 4



SYSTOPP® FLOORGUARD EP 1

Hard, 2-component epoxy resin coating compound

Tips & Tricks

Never place the containers upside down on the surface being sealed to empty the mixture. It is better to pour the mixture into the next bucket being used and mix in. Poorly mixed material on the edge of the container may impair the hardening process of the surface. This applies especially when the recommendation to "refill the mixture" is not followed. During the sealing process pull the closed side of the spreading roller in the working direction. This lowers the probability of forming stripes. Store the binding agents and additives on the construction site at room temperature. This will reduce the likelihood that condensation water will form.

Form of delivery

SYSTOPP® Flooruard EP is delivered in the following container units:
20 kg: 16.00 kg resin and 4.00 kg hardener in buckets and canisters.

Storage

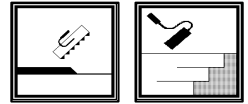
SYSTOPP® Floorguard EP can be stored for a minimum of one year at a storage temperature of 10° C to 30° C in tightly sealed original containers.

Equipment cleaning

Special thinner for reaction resins

Notes

High levels of relative humidity and carbon dioxide percentages (e.g. when using heating burners) can lead to the formation of amine carbamates on the surface of the resin and bonding difficulties, optical degradation and low resistance to dirt. Only use fire-dried quality blends of quartz sand otherwise bonding difficulties may occur. The covering properties of the colored coating and sealing agents may vary depending on the color tone. This may lead to a spotty appearance of the processed surface if the amount applied is not sufficient or does not conform to the intended use. Mix the base components thoroughly before adding the hardener. The following also applies: rubber tires on vehicles or equipment used for transporting materials can lead to irreversible staining on the flooring surface. Dirt transferred onto the surface, especially sand, can scratch the surface of the flooring when walked on or driven over. Epoxy resin surfaces are extremely sensitive to dust directly after installation.



Technical Data Sheet

Art.-No. 43.90.620 Stand: 01.07.2011 Page 4 of 4

SYSTOPP[®] FLOORGUARD EP 1

Hard, 2-component epoxy resin coating compound

General information

All relative standards, regulations, and rules of craftsmanship will apply during application, in particular DIN EN 13813, DIN 18560 and DIN 18353. The regulations and instructions contained in the BEB work sheets "Industrial floors made of reaction resin," the accident prevention regulations and the data sheets and guidelines of the Chemical Employer's Liability Insurance Association. E. g. BG-data sheets M 004 "Irritant substances / corrosive substances" and M 023 "Polyester resin and epoxy resin." Please comply with the instructions in the safety data sheet.

Disposal

Only return the containers for collection and recycling after they are completely empty. The product can be disposed of as household waste once it has hardened.

Legal disclaimer

All of the technical data and information contained in this data sheet is based on laboratory tests. Practical experience may vary based on the conditions of the respective construction site over which we have no influence. All information, instructions, and recommendations for the application and use of our products are based on our experience and knowledge of standard conditions. We also presume professional and proper handling / storage of the materials. Work results cannot be guaranteed and no liability can be assumed for oral or written information or advice due to the different types of materials, substrates, and working conditions at the respective construction sites. Liability is restricted only to cases of willful misconduct or gross negligence. The user must provide proof that all individual case knowledge has been completely documented in writing and mailed to the Knopp GmbH to allow for a proper assessment of each situation. The performance test of our products for their designated use is the responsibility of the user. We reserve the right to change the product specifications. The technical data sheet that is currently valid can be requested from us.

Knopp GmbH
Adolf-Oesterheld-Str. 1 | D-97337 Dettelbach
Tel.: +49 9324/9199-0 | Fax: +49 9324/9199-66
E-Mail: info@knopp-chemie.com | Internet: www.knopp-chemie.com

